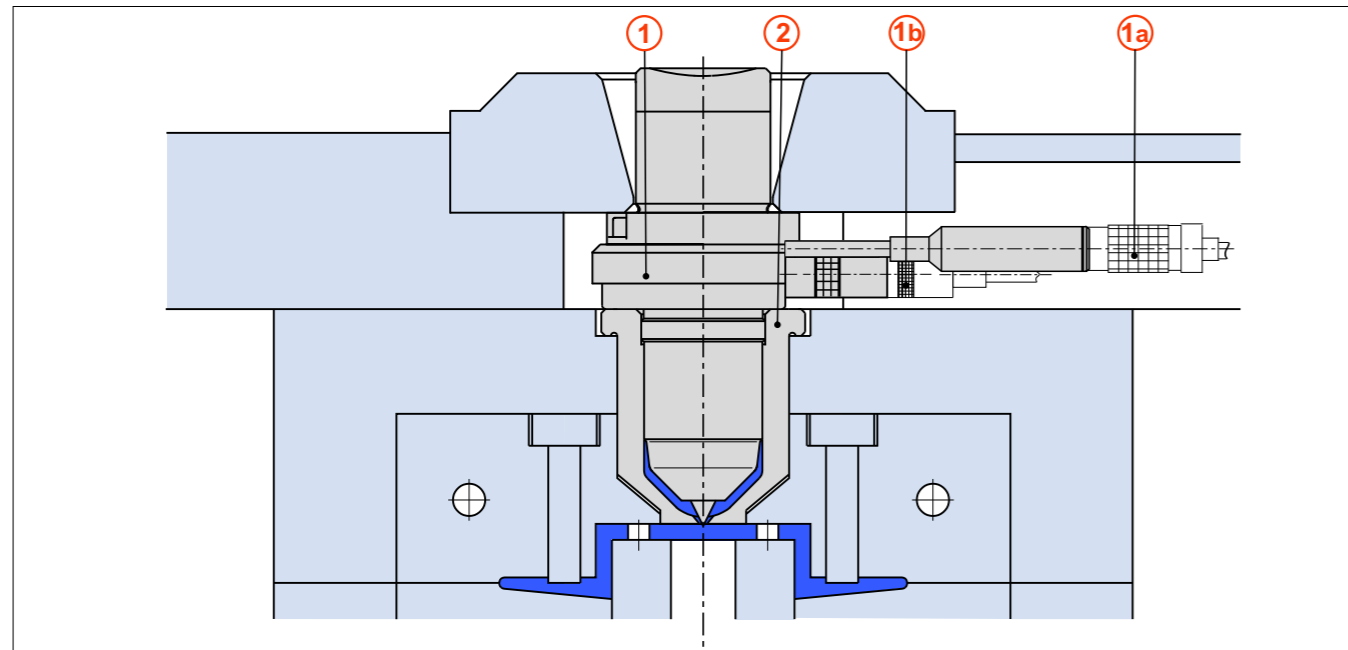
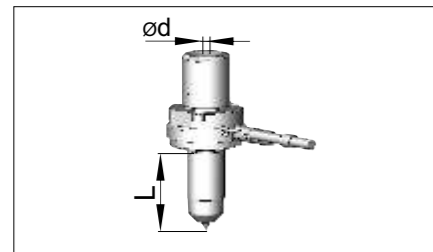


Assembly of single nozzle



Signs and symbols:

- ① Open nozzle, chapter 2.1
- ①a Power receptacle, chapter 6
- ①b Thermoplug, chapter 6
- ② Gate bushing, chapter 2.2



① Open nozzle with tip / with gate without tip

Order code	Nozzle ød (mm)	Nozzle length L (mm)
4SET/DET	3.8	40 ... 100
5SET/DET	4.8	40, 60, 100
5SET/DET ¹⁾	4.8	50, 80
6SET/DET	6.0	40 ... 250
8SET/DET	7.5	60 ... 300
10SET/DET	10.0	60 ... 300

Please indicate the nozzle length and design of the nozzle head in your order.
Example: 6SET50/R40

¹⁾ Modified shaft area for nozzle length 50/80 mm.

Nozzle head design

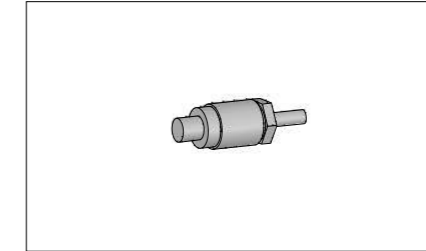
Order code	Radius/angle
___/G___	Straight
___/R___	R 7.5 - 40
___/W___	W 90° - 136°

Order code	Nozzle ød (mm)	Nozzle length L (mm)
4SET/DET	3.8	40 ... 100
5SET/DET	4.8	40 ... 100
6SET/DET	6	40 ... 250
8SET/DET	7.5	60 ... 300
10SET/DET	10	60 ... 300

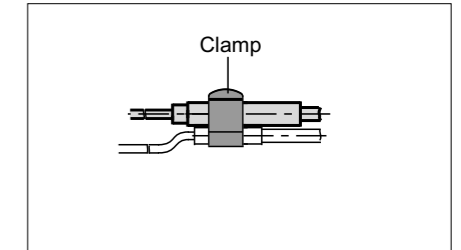


①a CMT Power receptacle for 8, 10SET/DET

Order code	Length (m)
CMT50	0.5
CMT100	1.0
CMT150	1.5
CMT200	2.0
CMT250	2.5

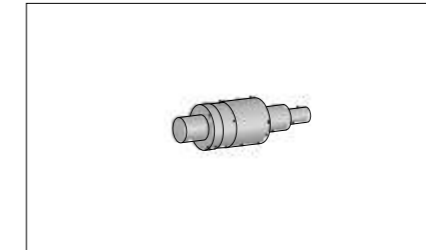


Fixed power connection for 4, 5, 6SET/DET 1.0 m cable included

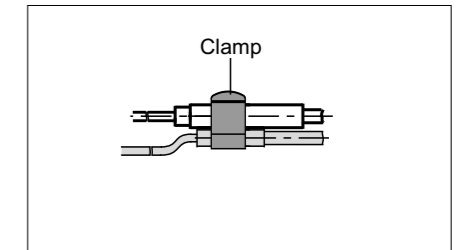


①b CMLK Thermoplug for 8, 10SET/DET

Order code	Length (m)
CMLK50	0.5
CMLK100	1.0
CMLK150	1.5
CMLK200	2.0
CMLK250	2.5



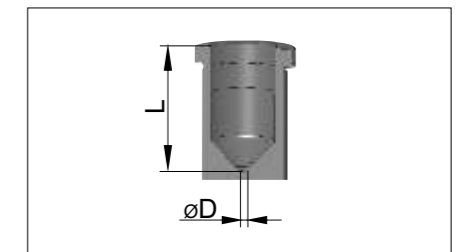
Fixed thermo connection for 4, 5, 6SET/DET 1.0 m cable included



② Gate bushing extended

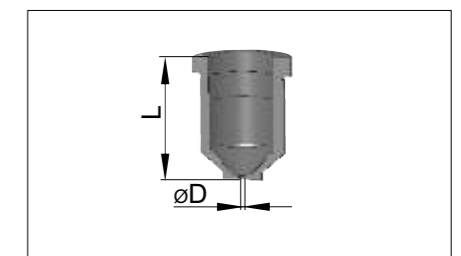
Please indicate the nozzle length and gate diameter in your order.
Example: 22LA50-1,2

Order code	Nozzle type	Nozzle length L (mm)
18LA/LC	5SET/DET ¹⁾	50, 80
20LA/LC	4SET/DET	40 ... 100
22LA/LC	5SET/DET	40, 60, 100
26LA/LC	6SET/DET	40 ... 250
32LA/LC	8SET/DET	60 ... 300
38LA/LC	10SET/DET	60 ... 300



② Standard gate bushing

Order code	Nozzle type	Nozzle length L (mm)
18LA/LC	5SET/DET ¹⁾	50, 80
20LA/LC	4SET/DET	40 ... 100
22LA/LC	5SET/DET	40, 60, 100
26LA/LC	6SET/DET	40 ... 250
32LA/LC	8SET/DET	60 ... 300
38LA/LC	10SET/DET	60 ... 300



¹⁾ Modified shaft area for nozzle length 50/80 mm.